



2018 Survey of Jews in Canada

**Environics
Institute**



Sociology
UNIVERSITY OF TORONTO

YORK 
UNIVERSITÉ
UNIVERSITY



**A Portrait
of Jewish
Americans**



PewResearchCenter
OCTOBER 2013

Study objectives



- First-ever national survey of Canadian Jews, with a large representative sample to capture the diversity of this population
- Incorporate measures from the Survey of American Jews, as a basis of comparison
- Establish benchmark data and insight to guide Jewish community organizations, academic research, and broader public knowledge
- Provide a more complete portrait of what it means to be a Jew in Canada today

Thank you our study sponsors



UJA FEDERATION
of Greater Toronto



Anne Tanenbaum Centre for Jewish Studies
UNIVERSITY OF TORONTO

מרכז למדעי היהדות



JEWISH
FOUNDATION
— OF MANITOBA —



THE JEWISH
COMMUNITY
FOUNDATION
OF MONTREAL

Survey themes



- Jewish identity
- Jewish practice (self and family)
- Childhood upbringing
- Experiences with discrimination and anti-Semitism
- Connection to Israel
- Connections to local Jewish community

Sampling strategy



- Focus on four cities with largest Jewish population (84% of national total)
- Age and gender quotas for each city
- Multi-stage sampling plan
- Survey conducted by telephone and online
- Eligibility based on self-identification as Jewish or part- Jewish
- Extended field period (February – September 2018)

Final survey sample



	Sample	% of Canadian Jewish population*
City		
Toronto	1,135	48%
Montreal	638	25%
Winnipeg	361	4%
Vancouver	201	7%
TOTAL	2,335	84%

* SOURCE: 2011 Census (Statistics Canada)



Identity

How do you think of yourself as Jewish?



(%)

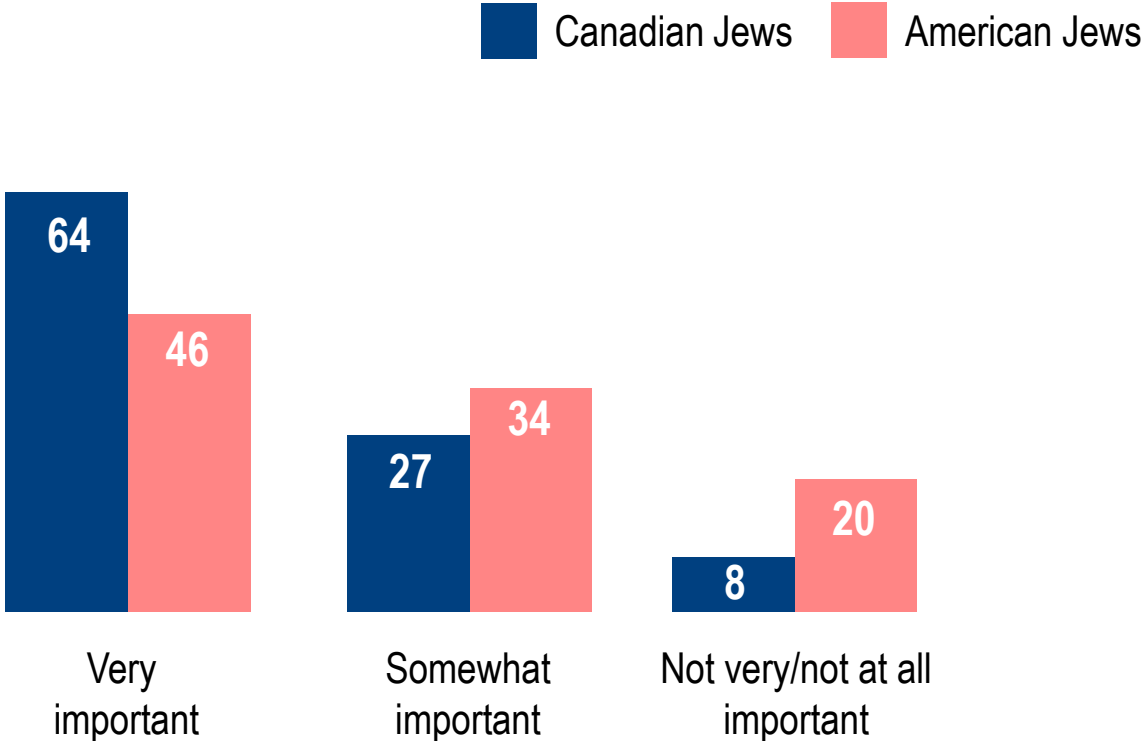
	Canadian Total	American Jews
Mainly a matter of culture	22	26
Mainly a matter of ancestry/descent	15	27
Mainly a matter of religion	12	15
Combination of two of above	16	11
All three equally important	33	19
Other	1	1
TOTAL (%)*	100	100

*Totals may not equal 100% due to rounding

Importance of being Jewish in your life



(%)



Believe in God or a universal spirit



(%) By Jewish identity

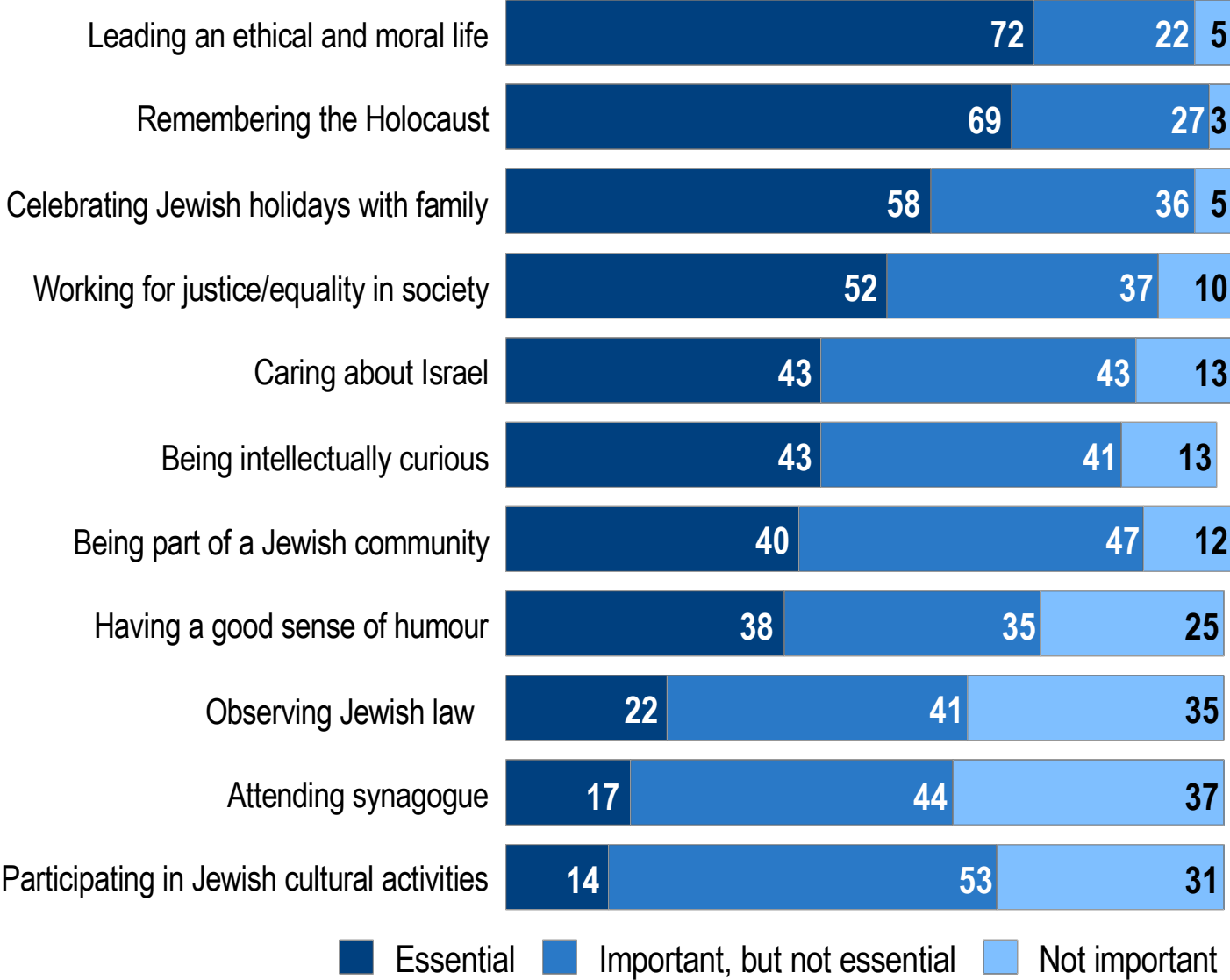
Believe in God / universal spirit	Canadian Jews	Canadian population	American Jews	American population
%	62	73	72	69

Canadian Jews by Identity	
Mainly by religion	88
Mainly by ancestry/descent	50
Mainly by culture	47
Other combination	53
All three equally	74

What is essential to being Jewish



(%)



Essential to being Jewish



(%)

	Canadian Jews	American Jews
Leading an ethical and moral life	72	69
Remembering the Holocaust	69	73
Celebrating Jewish holidays with family	58	NA*
Working for justice/equality in society	52	56
Being intellectually curious	43	49
Caring about Israel	43	43
Being part of a Jewish community	40	28
Having a good sense of humour	38	42
Observing Jewish law	22	19
Attending synagogue	17	NA*
Participating in Jewish cultural activities	14	NA*

*Not asked in Pew survey



Cohesion

ASSIMILATION INDICATORS

Canadian Jews 2018 and American Jews 2013 (in percent)

	Canada	USA	Difference
Ever visited Israel	79	43	36
Member of Jewish organization other than synagogue	47	18	29
Spouse's religion Jewish	77	50	27
Synagogue member	58	31	27
Financial donation to Jewish cause in past year	80	56	24
Knows Hebrew alphabet	75	52	23
Attended Jewish summer camp	58	38	20
Attended full-time Jewish school	43	23	20
Both parents Jewish	90	71	19
Being Jewish in your life "very important"	64	46	18
Average			24

"HOW INTERESTED ARE YOU IN BECOMING MORE CONNECTED TO THE LOCAL JEWISH COMMUNITY?"

By current level of connectedness (in percent)

Level of interest in being more connected	Current connectedness				
	Very connected	Somewhat connected	Not very connected	Not at all connected	
Very	20	35	11	10	8
Somewhat	38	34	46	36	17
Not very	23	14	30	42	29
Not at all	12	9	8	11	45
Depends/don't know	5	8	4	1	2
Total	100	100	100	100	100

JEWISH PROGRAMS/ACTIVITIES OF GREATEST INTEREST

Major themes, unprompted mentions (in percent)*

Educational (lectures, conferences, talks, book clubs)	24
Cultural (arts, movies, plays, concerts)	19
Social (charitable, sports, connecting people)	17
For specific groups (families, young children, retirees, singles)	9
Religious (ceremonies/synagogue functions)	6
Other	6
None	24
Don't know/no answer	20

*Total exceeds 100 percent because of multiple mentions.



Discontinuity

"HOW IMPORTANT IS RELIGION IN YOUR LIFE?"

By denomination (in percent)

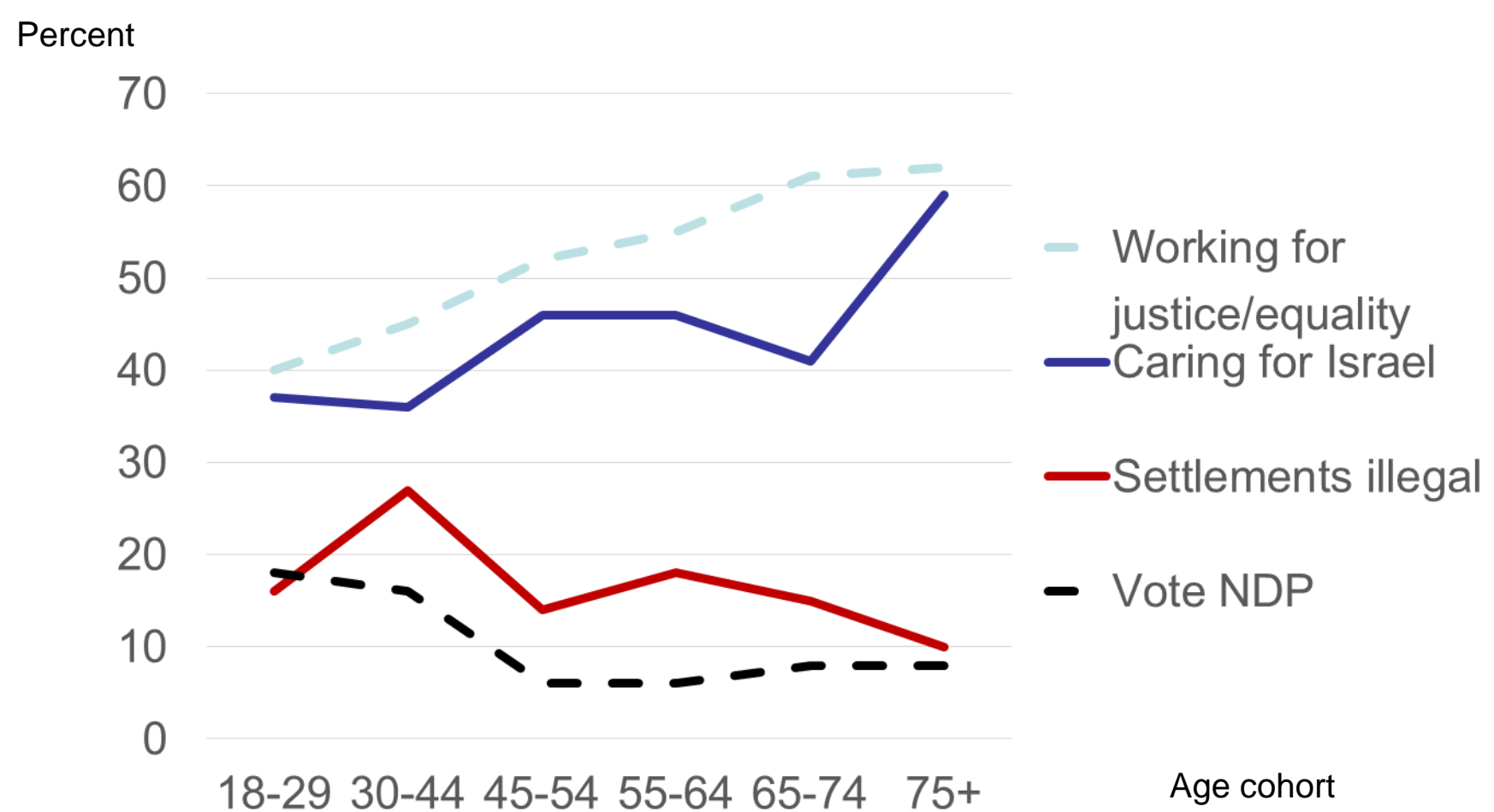
	Traditional	Conservative	Liberal	None
	n=418; 19%	n=592; 27%	n=470; 21%	n=713; 33%
Importance				
Very	73	30	17	14
Somewhat	21	53	43	29
Not very	4	15	32	28
Not at all	1	1	7	27
DK/NA	1	1	0	2
Total	100	100	100	100

“TO YOU PERSONALLY, IS BEING JEWISH MAINLY A MATTER OF...”

By denomination (in percent)

	Traditional	Conservative	Liberal	None
Culture	8	22	28	28
Ancestry/descent	8	9	13	27
Both of the above	3	6	13	13
Religion	28	10	6	6
Religion and ancestry/descent or culture	7	7	7	3
All three	41	43	32	19
Other	5	3	1	4
Total	100	100	100	100

FOUR GENERATIONAL DIFFERENCES (in percent)



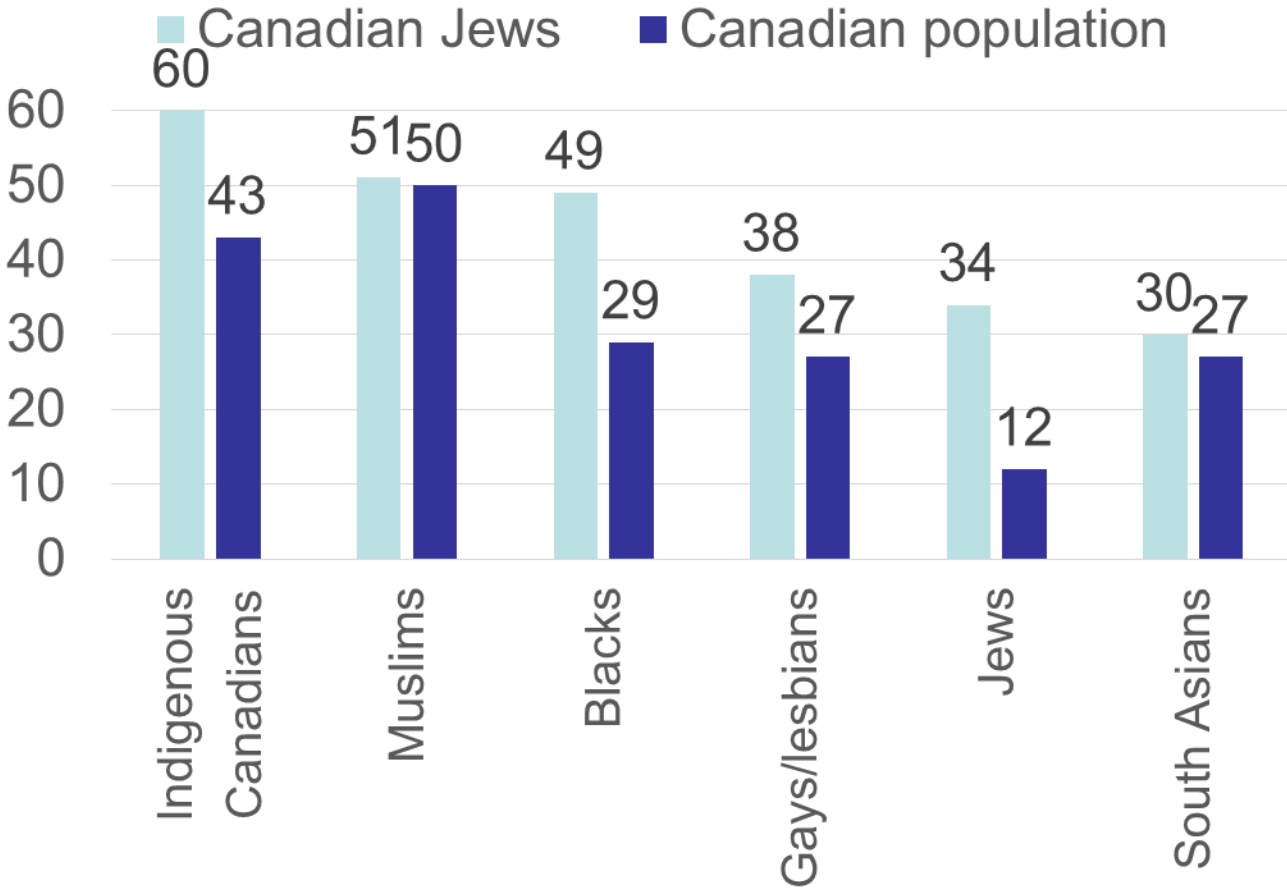
ATTITUDES TOWARD ISRAEL

By denomination

	Traditional	Conservative	Liberal	None
% very/somewhat emotionally attached	93	90	74	69
% West Bank settlements legal	86	77	53	54
ratio, settlements hurt/help security	0.72	2.72	7.98	3.48

OFTEN EXPERIENCE DISCRIMINATION IN CANADA

Jews and Canadian population (in percent)





2018 Survey of Jews in Canada

For more information:

www.environicsinstitute.org

**Environics
Institute**



Sociology
UNIVERSITY OF TORONTO

YORK
UNIVERSITÉ
UNIVERSITY 